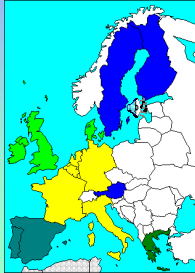


Using Technology and Institutional EU Websites as Teaching Material



Technology Foundation Standards for All Students

(<http://cnets.iste.org/currstands/cstandds-netss.html>)



"EU Youth Summit 2004"



An Interactive Model for Integrating the Three Modes of Communication:

- UNIT 1: INTERPRETIVE
- UNIT 2: INTERPERSONAL
- UNIT 3: PRESENTATIONAL

UNIT 1: INTERPRETIVE

Pre-activity:
teacher leads discussion to stimulate students' interest

1. Discuss EU member states:
students indicate each state on the map
2. Discuss the various inhabitants and their languages
3. Discuss various aspects of taking a trip: accommodation, transportation, food, points of interest, budget, activities, etc.

Map of Europe



Accommodation



Transportation



Food



Points of interest



Budget



Activities








UNIT 1: INTERPRETIVE (CONTINUED)

- Students are divided into groups, which represent a selection of or all of the 15 EU member states.
- Groups will participate in the "EU Youth Summit 2004" project at which they will represent their particular EU state with a presentation.
- In preparation for this month long experience, members of each group are asked to research the following topics:

UNIT 1: INTERPRETIVE (CONTINUED)





A: related to their particular EU state:

- Geography (capital, population, climate, main attractions, etc.) 
- Culture (customs & traditions, language, art, songs, cuisine, leisure time activities, sports, etc.)
- Economics (depending on proficiency level and age) 
- Government (depending on proficiency level and age) 

UNIT 1: INTERPRETIVE (CONTINUED)

B: related to the EU in general:

- Education and culture  
- Currency (euro)  
- Economics (depending on proficiency level and age)
- Government (depending on proficiency level and age)

UNIT 2: INTERPERSONAL

- Interpersonal Activity = sharing of research with team members
- each group member presents research to others
- members discuss various options
- together they choose what information to present at the "EU Youth Summit 2004" and how to present it

UNIT 3: PRESENTATIONAL

- Pre-activity:
Discuss advantages and efficiency of a visual presentation instead of an oral report
- Utilizing EU web pages as well as other internet sources, students develop a PowerPoint presentation, in which they demonstrate the individuality of their own as well as the communality of all EU member states.





1

- Selected links in all EU languages:
 - <http://citizens.eu.int/originchoice.htm> (Dialogue with citizens & business)
 - <http://www.europa.eu.int> (The EU On-Line)
 - <http://www.europa.eu.int/eur-lex/en> (Eur-Lex)
 - <http://www.europa.eu.int/euro/> (Info on the Euro)
 - <http://www.europa.eu.int/euro/quest/normal/entry.htm> (EuroQuest)

2



• Selected links in all EU languages:

- <http://ue.eu.int> (Council of the EU)
- <http://ue.eu.int/en/summ.htm> (Council of the EU - latest news)
- <http://www.ecb.int> (European Central Bank)
- <http://www.eurunion.org/> (EU in the US)
- <http://www.eurunion.org/publicat/freepub.htm>
(EU in the US - free EU publications order form)
- <http://www.euro.ecb.int> (European Central Bank: Euro)

3



• Selected EU links in French:

- <http://www.rpfrance.org/internet/f0000.htm> (L'Europe sur internet)
- http://perso.wanadoo.fr/gech/eval/eval_ue/eval_ue.htm
(L'union Europeenne - quiz)
- <http://www.diplomatie.gouv.fr> (France diplomatie)

4



• Selected links in German:

- <http://www.goethe.de/in/d/die/inhalt-f.html>
(Deutschland in Europa)
- <http://www.goethe.de/gr/man/europa/deindex.htm>
(Europa - live erleben)
- <http://www.goethe.de/i/debrief.htm>
(Brieffreundschaften gesucht)
- <http://www.auswaertiges-amt.de> (Auswärtiges Amt)

5

Some other useful URLs:

Lessons on the web

ALL LANGUAGES:

- FLTEACH teacher pages
(<http://www.geocities.com/Paris/LeftBank/9806/flteacherspgs.html>)

FRENCH :

- MERLOT (<http://www.merlot.org/Home.po>)
- Civilisation française (<http://www.cortland.edu/flteach/civ/>)
- Sandra Howard, based on "Discovering French Bleu, Blanc & Rouge"
(<http://www.marincatholic.org/French/frenchmain.html>)

GERMAN:

- Andreas Lixl: German Internet Project
(<http://www.uncg.edu/~lixlpurc/GIP/index.html>)
- AATG: GROW (German Resources on the Web)
(<http://www.grow.aatg.org/index.html>)


1

CD-ROM Activities

- CD Rom: L'Europe parle aux Français ! 
- #2 [Tour de France](#)
- #8 [L'euro](#)
- #13 [Le vin](#)
- #15 [Petits et GRAND marchés](#)
- #20 [Tant qu'on a la santé!](#)

2

CD-ROM Activities

- CD-ROM: Modules Europe 
- [Exploration par modules](#)

Computer Aided Language Instruction

- [Quia \(http://www.quia.com\)](http://www.quia.com)
- [MaxAuthor \(http://cali.arizona.edu/docs/wmaxa\)](http://cali.arizona.edu/docs/wmaxa)
- [Trackstar \(http://trackstar.scrtec.org \)](http://trackstar.scrtec.org)
- [Hot Potatoes \(http://web.uvic.ca/hrd/halfbaked \)](http://web.uvic.ca/hrd/halfbaked)



eurodisc



[Euro Essentials](#)



[Digiclass](#)

digiclass
@rutgers.edu

- [L'euro](#)